




Marine Ecological Survey Calendar

	Jan	Feb	Mar	Apr	May	Jun	Jul	Aug	Sep	Oct	Nov	Dec
Saltmarsh habitats					Light Blue	Dark Blue	Dark Blue	Dark Blue	Dark Blue	Light Blue		
Rocky shore habitats	Light Blue	Light Blue	Light Blue	Dark Blue	Dark Blue	Dark Blue	Dark Blue	Dark Blue	Dark Blue 	Dark Blue	Light Blue	Light Blue
Seagrass habitats					Light Blue	Dark Blue	Dark Blue	Dark Blue	Dark Blue	Light Blue		
Intertidal benthic invertebrates		Dark Blue	Dark Blue	Dark Blue	Dark Blue	Dark Blue	Dark Blue	Light Blue	Light Blue	Light Blue		
Subtidal benthic invertebrates		Dark Blue	Dark Blue	Dark Blue	Dark Blue	Dark Blue	Dark Blue	Dark Blue	Dark Blue	Dark Blue	Light Blue	
Fish	Light Blue	Dark Blue 	Dark Blue	Dark Blue	Dark Blue	Dark Blue	Light Blue	Light Blue	Dark Blue	Dark Blue	Light Blue	Light Blue
Marine mammals	Dark Blue	Dark Blue	Dark Blue	Dark Blue	Dark Blue	Dark Blue	Dark Blue	Dark Blue	Dark Blue	Dark Blue	Dark Blue	Dark Blue
Seabirds at sea	Dark Blue	Dark Blue	Dark Blue	Dark Blue	Dark Blue	Dark Blue	Dark Blue	Dark Blue	Dark Blue	Dark Blue 	Dark Blue	Dark Blue
Overwintering waterbirds	Dark Blue	Dark Blue	Dark Blue	Light Blue					Light Blue	Dark Blue	Dark Blue	Dark Blue
Breeding waterbirds			Dark Blue	Dark Blue	Dark Blue	Dark Blue						

Recommended survey period	Possible survey period	Survey not recommended
---------------------------	------------------------	------------------------

This calendar gives indicative times for when surveys can be conducted; it is intended for guidance only. Survey timings can also be constrained by method, weather conditions and location. We recommend you seek advice as to when a particular type of survey is best undertaken.